

INVACARE® TRANSFER BENCHES



Invacare® Transfer Benches help make transfers in and out of the bathtub safer and more comfortable. They feature anodized aluminum frames that are rust-resistant, arm rails for support and non-marring rubber tips.

Invacare® CareGuard™ Tool-less Transfer Bench Features

Model # 98071

Compact design

Three-piece blow-molded seat

Textured seat with drain holes


No tools required to assemble

Hand hole in seat back for easy transport

Suction cups

Half-inch increments and adjustments

HCPCS Code: E0247



1. Tool-less assembly



Invacare® I-Class™ Heavy-Duty Transfer Benches Features

Model # 9670: Partially assembled, 9670U: Unassembled (not shown), 9670C: Partially assembled with commode opening


Sturdy, durable, one-piece blow-molded seat

Textured seat with drain holes

Ergonomically shaped, reversible backrest snaps in and out easily without tools

Built-in soap dish and hand-held shower holder

HCPCS Code: E0248



1. Bariatric size

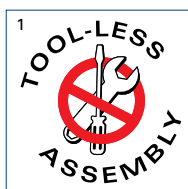
2. Tool-less assembly



Invacare® Vinyl Padded Transfer Bench Features

Model # 9871 Partially assembled, 9871-1 Partially assembled
Vinyl seat and back are padded with 1.25" open-cell foam for comfort

HCPCS Code: E0247



1. Tool-less assembly



Invacare® Bariatric Transfer Bench Features

Model # 9675-2
700 lb. weight capacity
Wide, deep seating surface
Contoured seat and backrest
Adjustable height legs
Durable aluminum frame with dual cross brace for added stability
Backrest easily snaps into assembled seat frame with no tools required

HCPCS Code: E0248



1. Bariatric size



Invacare Corporation

www.invacare.com

USA

One Invacare Way
 Elyria, Ohio
 44035-4190
 (800) 333-6900

Canada

570 Matheson Blvd. E.,
 Unit 8
 Mississauga, Ontario
 L4Z 4G4 Canada
 (800) 668-5324

©2012

Invacare Corporation.
 All rights reserved.
 Trademarks are identified
 by the symbols ™ and
 ®. All trademarks are
 owned by or licensed
 to Invacare Corporation
 unless otherwise noted.
 Specifications are subject
 to change without
 notification.
 Form No. 11-238
 111268



Model #	Overall Dimensions	Seat Dimensions	Weight	Weight Capacity	Units Per Carton	Limited Warranty
98071	30"-34" H 29" W 15.25" D	18"-22" H 27" W 16.25" D	10 lb.	315 lb.	2	3 Years
9670, 9670U, 9670C	31.25"-35.75" H 30.5"-31" W 16.25"-17" D	18"-22.5" H 33.25" W 18" D	12 lb.	400 lb.	2,1, 2	3 Years
9871, 9871-1	17.5"-22" H 30.5"-31" W 16.25"-17" D	17.5"-22" H 23" W 16" D	13 lb.	300 lb.	2,1	3 Years
9675-2	16.25"-20.25" H	27" W 16" D	16 lb.	700 lb.	2	3 Years